

C20

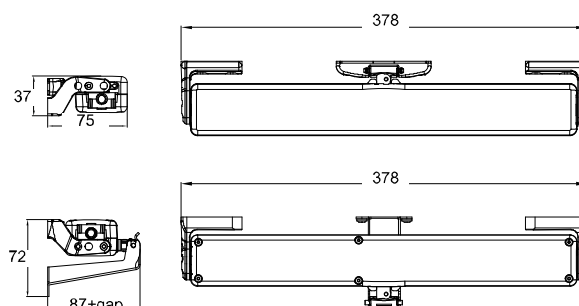
Chain actuator
Thrust force 300 N
Max stroke 360 mm

TANDEM



DESCRIPTION FOR TECHNICAL SPECIFICATIONS


Electric C20 actuator with double link articulated chain, enclosed in a special casing, with different mounting accessories for top and bottom hung windows. Operation at 230V 50Hz or, as an alternative, at 24V DC. Maximum applicable load 300N. Fast hooking and unhooking system of the chain to the window. Adjustment of the stroke at 240 or 360mm by an external knob. CE marked device.



Double link chain with very high resistance on top loads



High stroke, together with a slim and attractive housing, to allow applications that require minimum size (International patent on the chain path)

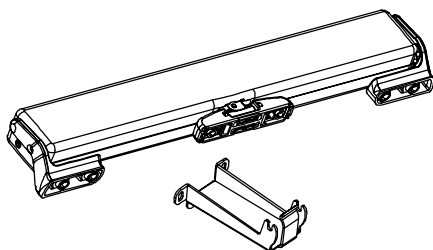


Stroke end by amperometric absorption in closing to avoid chain adjustments in closing and any possible installation mistake.

TECHNICAL CHARACTERISTICS

	C20 230V	C20 24V
Power supply voltage	230V ~ 50Hz	min 21V ~ max 28V DC
Max applicable load in thrust	300 N	
Max applicable load in traction	200 N	
Stroke	240 and 360mm	
Absorbed current	0,12 A	0,43 A
Idle translation speed	8 mm/s	7,5 mm/s
Duration of the idle stroke	46 s	48 s
Double insulated	YES	-
Service type	S2 of 4 min	
Operating temperature	-5°C +50°C	
Protection Class	IP 30	
Stroke end regulation in closing	not necessary	
Parallel connection option	YES	
Stroke end	Electronic in opening, by amperometric absorption in closing	
Dimensions	362x48x34 mm	
Weight*	0,970 kg	0,940 kg

* The weight may vary according to the chosen accessories



CODE PRODUCT DESCRIPTION

C20 standard 1 push point

3A39901	C20 chain actuator 230V - black
3A39903	C20 chain actuator 230V - grey
3A39902	C20 chain actuator 230V - white
3A39951	C20 chain actuator 24V - black
3A39953	C20 chain actuator 24V - grey
3A39952	C20 chain actuator 24V - white

TANDEM

C20 Tandem standard 2 push points - Stroke 360 mm

3A79901	Kit C20 chain actuator - tandem version - 230V black
3A79903	Kit C20 chain actuator - tandem version - 230V grey
3A79902	Kit C20 chain actuator - tandem version - 230V white
3A7#000001018	Kit C20 chain actuator - tandem version - 24V black
3A7#000001020	Kit C20 chain actuator - tandem version - 24V grey
3A7#000001019	Kit C20 chain actuator - tandem version - 24V white

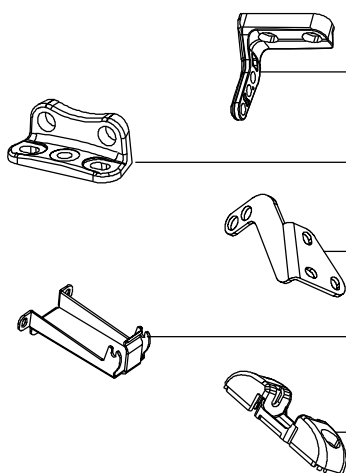
Min. inter axis between the 2 actuators: 1000mm

Description of the standard pattern for 1 push point

3A39901	C20 chain actuator 230V 1,5mt lead
	Frontal swivel brackets set for top/bottom hung windows
	Upper bracket for bottom hung windows
	ARS Rapid hooking device to the frame
	Spare parts

Description of the standard pattern for 2 push points - 230V - Stroke 360 mm

3A79901	C20 chain actuator 24V (2 pcs) 6mt lead
	AL2/SW 230V to 24V transformer unit
	Frontal swivel brackets set for top/bottom hung windows (2 pcs)
	Upper bracket for bottom hung windows (2 pcs)
	ARS Rapid hooking device to the frame (2 pcs)
	Spare parts (2 pcs)

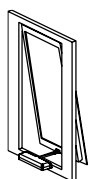


Accessories and spare parts

3A3200	Frontal swivel brackets set for top/bottom hung windows - black
3A3202	Frontal swivel brackets set for top/bottom hung windows - grey
3A3201	Frontal swivel brackets set for top/bottom hung windows - white
3A3210	Swivel brackets set for vertical mounting - black
3A3212	Swivel brackets set for vertical mounting - grey
3A3211	Swivel brackets set for vertical mounting - white
3A3501	Brackets set for installation on the moving part of the window - black
3A3503	Brackets set for installation on the moving part of the window - grey
3A3502	Brackets set for installation on the moving part of the window - white
1A3640	Upper bracket for bottom hung windows - black
1A3642	Upper bracket for bottom hung windows - grey
1A3641	Upper bracket for bottom hung windows - white
1UA001	ARS Rapid hooking device to the frame - black
1UA003	ARS Rapid hooking device to the frame - grey
1UA002	ARS Rapid hooking device to the frame - white

3A3000 Standard spare parts

Special strokes < 360 mm for C20 available.
Special strokes < 360 mm for C20 tandem available.



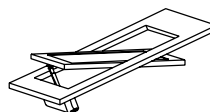
Top-hung
windows



Bottom-hung
windows



Bottom-hung
windows



Skylights, roof
windows



Cupolas